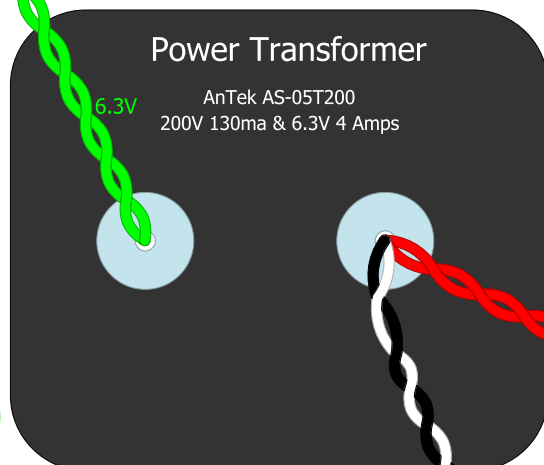


Pilot Light

Fil 1 Fil 2  
To All 6.3V  
Fil

Safety Slack

Existing Chassis Hole  
Safety  
Ground Bolt



Power Transformer  
AnTek AS-05T200  
200V 130ma & 6.3V 4 Amps

Primary

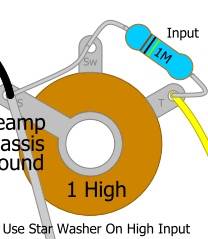
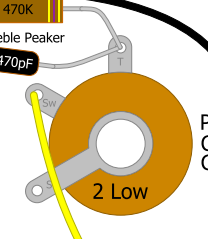
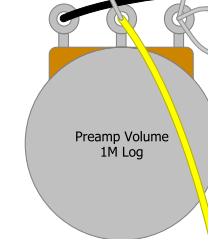
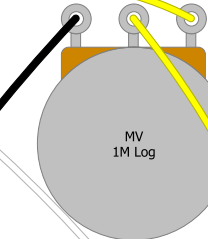
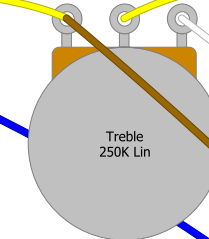
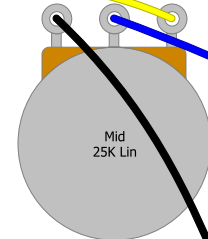
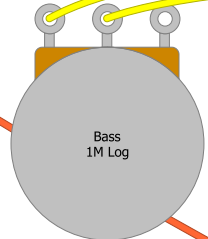
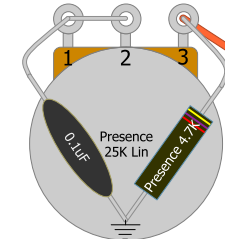
Green = Safety Ground

Black = Hot

White = Neutral

Power Cord

Use Star Washer On Presence Pot

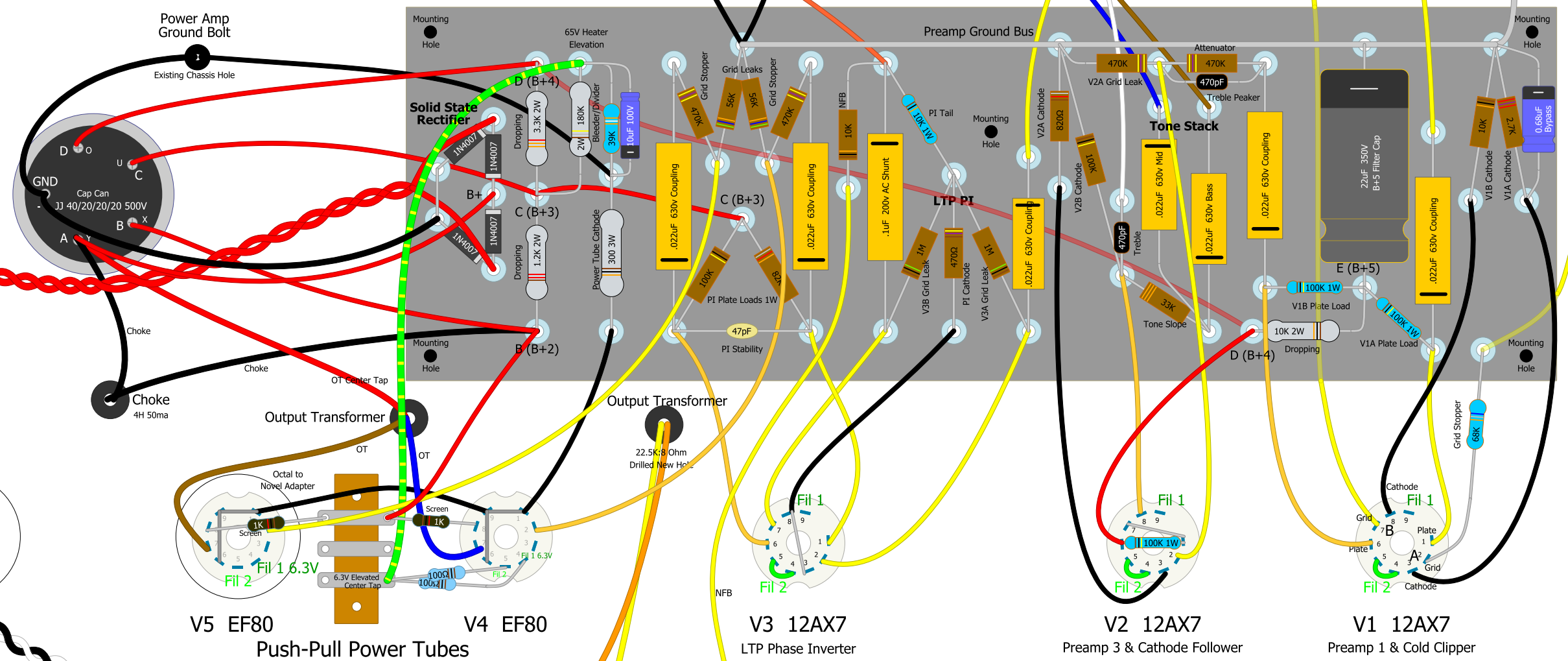


Input Jacks

Use Star Washer On High Input

# RR800M-EF80 JCM800 EF80 MICRO

Marshall 2104/JCM800 With 1 Watt EF80 Pentode Power Tubes In A Princeton Reverb Chassis



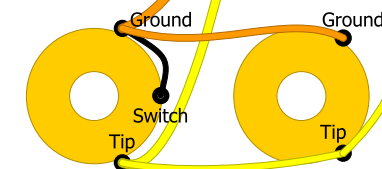
V5 EF80  
V4 EF80  
Push-Pull Power Tubes

V3 12AX7  
LTP Phase Inverter

V2 12AX7  
Preamp 3 & Cathode Follower

V1 12AX7  
Preamp 1 & Cold Clipper

Use Hammond 125B Yellow & Orange Wires for 22.5K:8 Ohms



10" 8 Ohm Speaker  
Warehouse Guitar Speakers 10" Green Beret

Output Transformer Hammond 125B 22.5K:8 5 Watt  
Choke Hammond 155H 4H 50ma

- 470Ω Carbon Composition
- 470Ω Metal Film
- 470Ω Metal Oxide

All resistors 1/2 watt 10% unless specified  
Black line on caps indicates outer foil  
Princeton Reverb Chassis  
See [https://robinette.com/RR2104\\_Master\\_Volume\\_Micro.htm](https://robinette.com/RR2104_Master_Volume_Micro.htm)